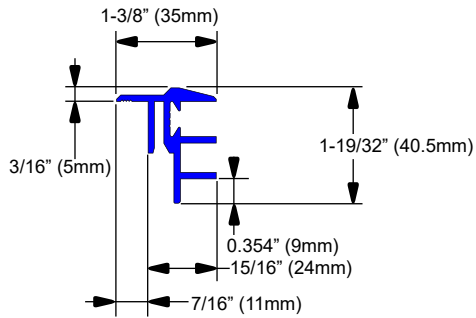
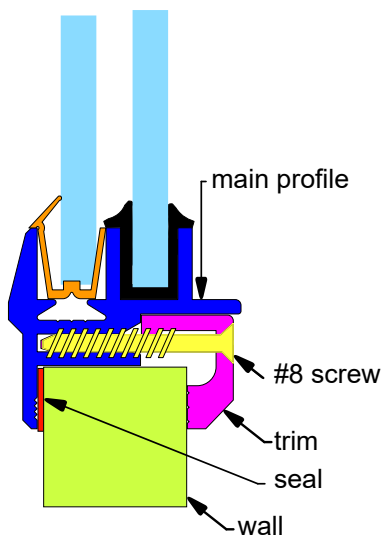


Clamp type sliding window

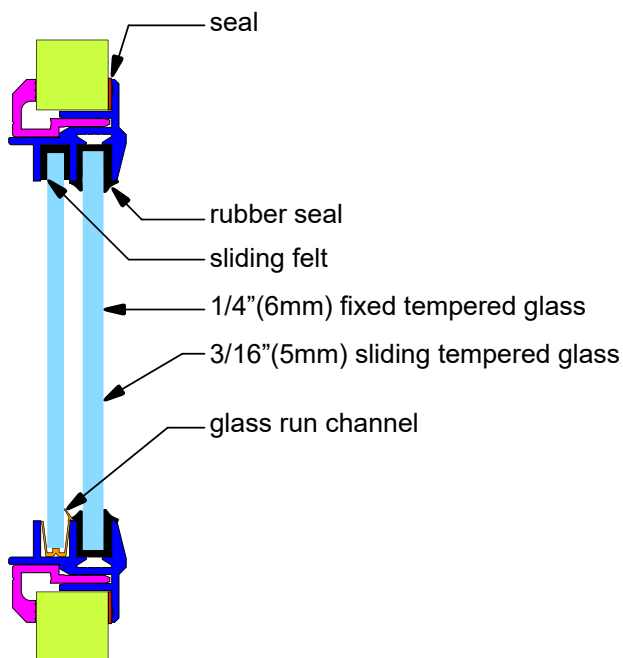
Principal dimensions



Clamping details



Construction details



Screw length guide



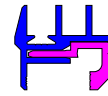
1/8" >< 5/8" (3mm >< 16mm)
Screw length = wall thickness + 1/2" + 13mm



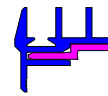
1/4" >< 3/4" (6mm >< 19mm)
Screw length = wall thickness + 1/2" + 13mm



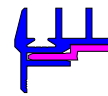
1/2" >< 1" (13mm >< 25mm)
Screw length = wall thickness + 1/4" + 6mm



1" >< 1-1/2" (25mm >< 38mm)
Screw length = wall thickness + 1/4" + 6mm

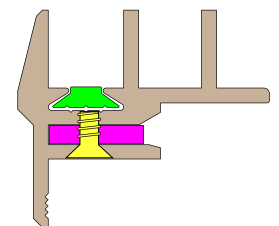


1-1/2" >< 2" (38mm >< 50mm)
Screw length = wall thickness + 1/4" + 6mm



2" >< 2-1/2" (50mm >< 63mm)
Screw length = wall thickness + 1/4" + 6mm

Connection assembly



Information datasheet #2 Clamp-type sliding window



1855 industrial blvd
Laval, Qc, H7S 1P5
Canada
Tel.: (450) 668-3113
ATS: 1-800-300-3113
www.bomon.com